

MATERIALS

Bracelet lenght: 15 /17 cm without lock

18 / 20 pcs DiscDuo Crystal Violet Metallic Ice

36 / 40 pcs Vexolo Alabaster Lila Luster

45 / 50 pcs pearl 2mm Eggplant

72/80 pcs 5328 Swarovski bicone 3 mm colour Crystal AB

18/20 pcs 5328 Swarovski bicone 6 mm colour Crystal AB

Jewelry lock

Nylon 0,18-0,2 mm

Beading needle

DISCDUO® BEADS



VEXOLO®



all beads cz



All Beads Cz s. r. o.

Palackeho 3145/41
466 01 Jablonec nad Nisou
Czech Republic

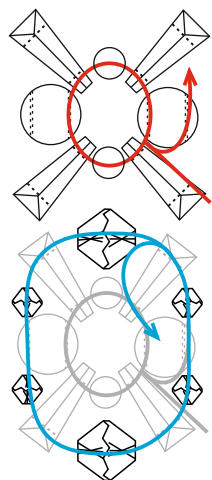
www.all-beads-wholesale.com

Tel: +420-483-000101
Fax: +420-226-013670
E-mail wholesale@all-beads.cz



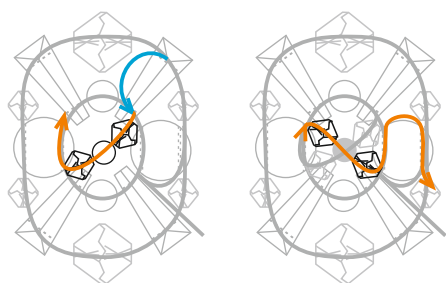
Petra Koubová

VexoLOVE



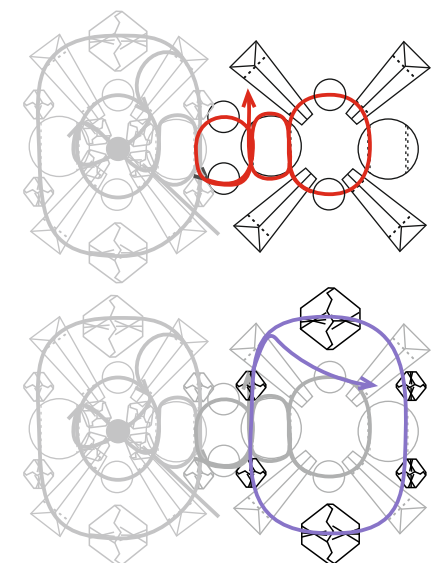
Thread your needle with a comfortable length of thread and pick up Vexolo, pearl bead, Vexolo, DiscDuo, Vexolo, pearl bead, Vexolo and DiscDuo. Make a knot. Leave approx. 20cm tail, we will use it for fixing the clasp later on. Pass your needle through the second hole of DiscDuo (pic. 1).

Pick up Swarovski Bicone 3mm, pass the needle through the second hole of next Vexolo, pick up Swarovski Bicone 6mm and go through the second hole of next Vexolo. Pick up Swarovski Bicone 3mm and go through the second hole of next DiscDuo. Pick up Swarovski Bicone 3mm and go through the second hole of next Vexolo. Pick up Swarovski Bicone 6mm and go through the second hole of next Vexolo. Pick up Swarovski Bicone 3mm and go through DiscDuo. Continue through Swarovski Bicone 3mm and Vexolo. Pass your needle through the lower hole of Vexolo (pic. 2).



Pick up Swarovski Bicone 3mm, pearl bead and Swarovski Bicone 3mm. Pass your needle crosswise through DiscDuo on the opposite side (pic. 3).

Pick up Swarovski Bicone 3mm and go through pearl bead. Pick up Swarovski Bicone 3mm and pass your needle crosswise through DiscDuo on the opposite side. Go to the second hole of DiscDuo (pic. 4).



Pick up pearl bead and DiscDuo. Go to the second hole of DiscDuo. Pick up Vexolo, pearl bead, Vexolo, DiscDuo, Vexolo, pearl bead, Vexolo and pass your needle through DiscDuo. Go to the second hole of DiscDuo and pass your needle through pearl bead, DiscDuo, pearl bead and DiscDuo (pic. 5).

Pick up Swarovski Bicone 3mm, pass your needle through the second hole of next Vexolo, pick up Swarovski Bicone 6mm and pass your needle through the second hole of next Vexolo. Pick up Swarovski Bicone 3mm and pass your needle through the second hole of next DiscDuo. Pick up Swarovski Bicone 3mm, pass your needle through the second hole of next Vexolo. Pick up Swarovski Bicone 6mm and pass your needle through the second hole of next Vexolo. Pick up Swarovski Bicone 3mm and pass your needle through the second hole of next DiscDuo. Continue through Swarovski Bicone 3mm and Vexolo. Continue through pearl bead and lower hole of Vexolo (pic. 6).

Repeat step 3 – 6 until you reach preferable length of the bracelet. Fix the clasp using both tails of the thread.